

# 2006 - 2007 Report to the Community



...the subject is excellence!

## Asheboro City Schools



### Our Vision

Asheboro City Schools will be a system of excellence where students are honored, learning is valued, and our community is dedicated to the success of all.

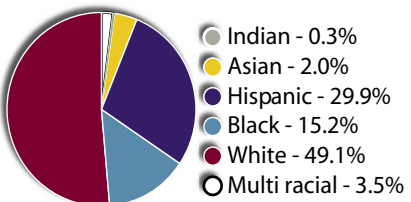
### Our Mission

We are committed to providing quality learning opportunities for all students in a safe and inviting environment so that our students can become successful lifelong learners and responsible productive citizens.



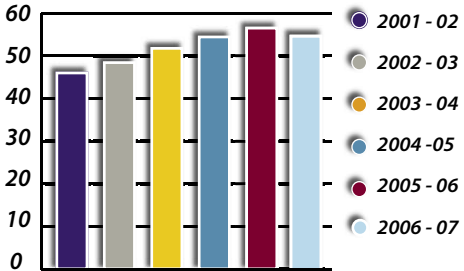
### Diverse Student Population

#### Ethnicity



National Origin Languages Spoken – 21  
21% of pre-K through grade 12 students  
are Limited English Proficient

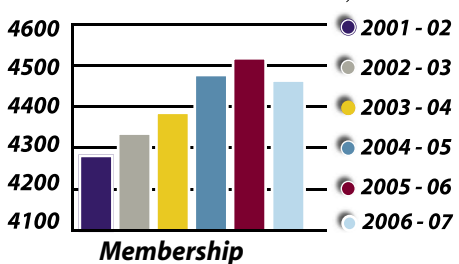
#### Percent F/R Lunch



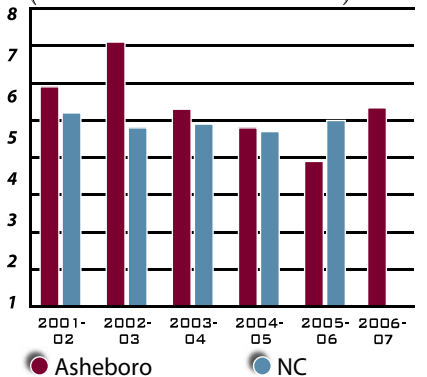
Students on Free and Reduced Lunch -55%

Average Daily Attendance -95.95%  
(fourth highest of 115 systems)

#### 2006-07 Enrollment – 4,469



#### Dropout Rate (9-12) – 5.18% (2006-07 state data unavailable)



### To the Community:



The 2006-07 school year marks the conclusion of our "Planning for Excellence 2002-2007" strategic plan, and we are pleased to report that most of our goals were met or exceeded; other areas will continue to be areas for improvement. Our plan served us well and helped our school system raise student achievement, narrow the achievement gap, form new faith-based community partnerships, increase the number of teachers with master's degrees and national board certification, and lower the dropout rate.

A highlight of 2006-07 was the implementation of the Blue Comet Academy (BCA) at Asheboro High School to provide additional support for 9th graders. The BCA staff dedicated themselves to developing and implementing a vision where every student is well-known by at least one adult and every student is promoted to 10th grade. We made terrific strides in the first year in both building relationships and achieving academic improvement. A key component of the BCA is a freshman seminar course developed at Johns Hopkins University. The curriculum includes units on transitioning to high school, study skills, careers, post-secondary decisions, human relations, social skills, and technology. The BCA is helping keep all 9th graders on track to earn their high school diploma.

Another highlight of the 06-07 school year was the completion of the Guy B. Teachey project. With the support of our County Commissioners, this multi-year project added a much-needed multi-purpose room, new classrooms, an updated office complex, renovated cafeteria space, and additional parking to the Teachey campus. Overcrowding at other elementary schools can now be eased with the additional classroom space at Guy B. Teachey.

With the participation of our community, students, parents, and staff, we have also developed our next strategic plan for 2007-2010. Again, we have a great roadmap for the next three years to continue our forward progress.

The Asheboro City Schools educational family values our community and believes all children can be successful. Thank you for your support for high quality education in the Asheboro City Schools, and we look forward to working together to continue our tradition of excellence.

Educationally yours,

*C. Stephen Jones, Jr.*

C. Stephen Jones, Jr.  
Board of Education, Chairman

*Diane L. Frost*

Diane L. Frost, Ph.D.  
Superintendent

Asheboro City Schools  
P. O. Box 1103  
Asheboro, NC 27204-1103



### Board of Education

Pictured from l-r (front row):

Jane Redding, Gidget Kidd, Steve Jones (chairman), Linda Cranford, and Joyce Harrington, (back row): Kyle Lamb, Archie Priest, Jr., Phillip Cheek, Kelly Harris, Chris Yow, and Derek Robbins (vice-chair).

• Steve Jones named to the Honorary All-State Board of Education by the North Carolina School Boards Association

NONPROFIT  
ORG.  
U.S. Postage  
PAID  
ASHEBORO, NC  
PERMIT NO. 117

# Student Achievement

2006-2007 test results represent the second year state ABC scores are based on new formulas for calculating student achievement growth and higher mathematics standards. The writing test (grades 4, 7 and 10) has also been included in the performance composite since 2005-06.

The new growth formulas include the following changes: 1) uses two years of prior student performance data in reading and mathematics to predict performance in the current year; 2) re-establishes the baseline for the academic change scale when new tests are introduced; 3) provides for separate change scores for reading and mathematics; and 4) provides student, classroom and school-level data. Over time, the new formulas are designed to be more stable from year to year.

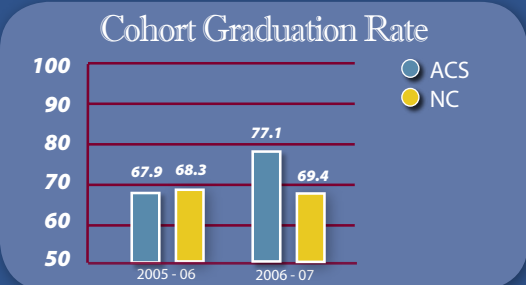
The new mathematics standards represent the first time this accountability standard has been raised since implementation in 1993. A new mathematics curriculum was introduced beginning with the 2005-2006 school year, prompting the need to re-establish cut scores for achievement levels (Level I, II, III, IV).

The middle school performance composite includes results on a new on-line computer assessment aligned with a more rigorous standard course of study.

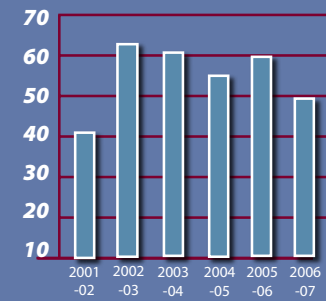
## Preparing Students for their Future

Asheboro High School students scoring at or above grade level on the ten state End of Course exams

| Course             | AHS | NC Avg. |
|--------------------|-----|---------|
| Algebra I          | 63% | 67%     |
| Algebra II         | 63% | 65%     |
| English I          | 76% | 72%     |
| Geometry           | 56% | 63%     |
| Biology            | 56% | 65%     |
| Civics & Economics | 54% | 66%     |
| US History         | 66% | 65%     |

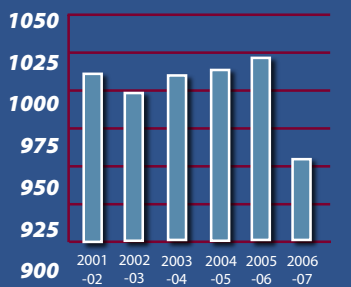


## Advanced Placement (AP) Courses



- Participation has increased from 124 exams in 2001-02 to 153 exams in 2006-07
- Percent of exam scores that earn college credit (generally 3 or higher) 50%
- On-line AP courses offered during "Zero" period, an additional opportunity for students to earn college credit outside the regular school day
- Eleven AHS seniors earned AP Scholar designation (completed 3 or more AP Exams with scores of 3 or higher)

## AHS Class of 2006 Profile - SAT



Average SAT score - 957  
(NC avg. 1004; US avg. 1017)

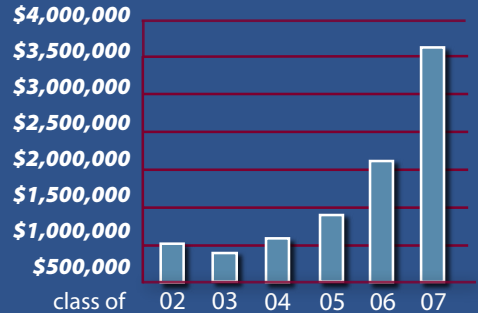


## Graduate Intentions

- 44% college or university;
- 45% community college or trade school;
- 3% Military; 6% Employment; 2% Other

263 Graduates - 44 NC Scholars;  
54 Distinguished Graduates;  
38 Honor Graduates

Scholarships offered - \$3,710,678



## Comet Nation

Strong Year for Asheboro High School Athletics!

Football team undefeated regular season, conference champions.

Ten teams went to the state play-offs:

- girl's golf
- boy's soccer
- girl's and boy's tennis
- volleyball
- girl's and boy's track
- boy's basketball
- wrestling
- individuals in swimming
- Michael Eddy, two-time state champion in indoor and outdoor track.



## Community Support for Post-Secondary Education

New endowed scholarship awarded 2006-07:  
• Pam Hill Scholarship

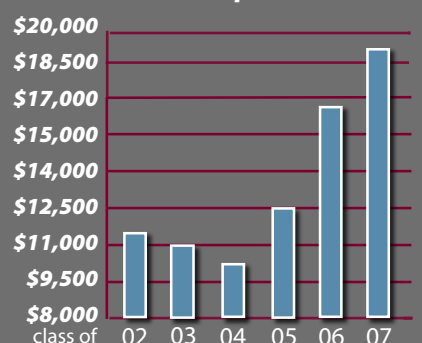
Other Endowed Scholarships:

- B. Frank Barham Excellence in Mathematics Award
- Redding Scholarship for Excellence
- T. Henry Redding Scholarship for Achievement
- Brooke Upchurch Phillips Scholarship
- Richard Harrington Scholarship
- Dr. Bob W. Gordon Scholarship
- Sodexho Services Scholarship
- Derek Kesler Scholarship
- C. Reitzel Smith Memorial Scholarship
- Dr. Gurdial S. and Mrs. Surinder Walha Scholarship
- Lee Phoenix Scholarship
- Centennial Scholarship
- JB and Claire Davis - Klausner Scholarship of Excellence
- Asheboro Business Community Scholarship

Hosted Community Forums featuring:

- Erskine Bowles, UNC President
- Dr. David Jones, NC Zoo Director

ACS Education Foundation Scholarships Awarded



2006-07 Community Partners Recognized by Board of Education:

- Central United Methodist Church
- Randolph Community College
- United Way of Randolph County
- Timken
- City of Asheboro
- Randolph Partnership for Children
- Hanover Court Apartments
- Randolph County Health Department
- Randolph County Public Library
- Randolph Arts Guild
- First Presbyterian Church

## 2006 - 2007 Official School Status

|                           | NCLB Status |             |                  | ABCs Status           |          | Recognition Status |
|---------------------------|-------------|-------------|------------------|-----------------------|----------|--------------------|
|                           | AYP         | Targets Met | % of Targets Met | Performance Composite | Growth   |                    |
| <b>Elementary Schools</b> |             |             |                  |                       |          |                    |
| Balfour                   | Not Met     | 17 of 21    | 81%              | 58.9%                 |          | Priority School    |
| Charles W. McCrary        | Not Met     | 22 of 23    | 95.7%            | 63.6%                 |          | No Recognition     |
| Donna L. Loflin           | Not Met     | 15 of 17    | 88.2%            | 67.7%                 | Expected | School of Progress |
| Guy B. Teachey            | Met         | 13 of 13    | 100%             | 75.4%                 |          | No Recognition     |
| Lindley Park              | Met         | 17 of 17    | 100%             | 75.8%                 | High     | School of Progress |
| <b>Middle Schools</b>     |             |             |                  |                       |          |                    |
| North Asheboro            | Not Met     | 20 of 29    | 69%              | 70.7%                 | Expected | School of Progress |
| South Asheboro            | Not Met     | 25 of 29    | 86.2%            | 75.4%                 | Expected | School of Progress |
| <b>High School</b>        |             |             |                  |                       |          |                    |
| Asheboro High             | Met         | 19 of 219   | 90.5%            | 59.3%                 | High     | Priority School    |
| Asheboro City Schools     | Not Met     | 48 of 57    | 84.2%            | 66.4%                 | Expected |                    |

## Key Definitions:

**No Child Left Behind (NCLB):** Federal legislation that holds all schools accountable for closing the achievement gap and requires a "highly qualified" teacher in every classroom.

**Adequate Yearly Progress (AYP):** A measure required under NCLB that measures the percent proficient by subgroups (school as a whole, six ethnic groups, economically disadvantaged, exceptional children, and Limited English Proficient). To make AYP a school must meet every performance target for each subgroup in the school. Attendance rates and graduation rates also impact AYP.

**Targets Met:** Targets vary from school to school based on the number of subgroups in a school and how many of those subgroups reached the state goals of: grades 3-8, 76.7% on grade level in reading and 81.0% on grade level in math; grade 10, 35.4% on grade level in reading and 70.8% on grade level in math.

**Performance Composite:** Indicates what percent of students in grades 3-8 are performing at a level 3 or 4 on End of Grade Reading and Math tests. The high school composite is the percent of students at level 3 or 4 on state End of Course exams in ten specific courses.

**Growth:** Measures the amount of learning from one year to the next and demonstrates how aggressively a school's students are moving forward each year.

**Recognition Status:** Refers to the type of designation a school has earned in the North Carolina accountability program by virtue of its growth and performance composite.



## High Quality Teachers & Staff



**New National Board Certified teachers honored during annual Evening of Excellence dinner.**  
Pictured from L-R  
Donna Henderson, and Cathy Wray, both from Asheboro High School.



**Teacher of the Year**  
Heather Soja  
Asheboro High School  
- Science



**Lindley Park**  
Signature School Award by the Piedmont Triad Education Consortium



**Principal of the Year**  
Dr. Hazel Frick  
Lindley Park School



**Dr. Diane Frost, Superintendent**

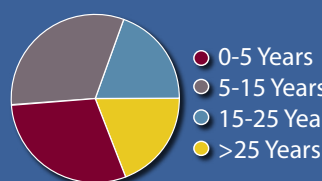
• Dr. John M. Davis Distinguished Educational Achievement Award by the Southern Association of Colleges and Schools, Council on Accreditation and School Improvement

• Piedmont Triad Superintendent of the Year by the Piedmont Triad Education Consortium

## 2006-2007 Teacher Profile

- 100% meet federal "Highly Qualified" standard
- 35% with Master's degree
- 9.3% National Board Certification
- 13% turnover

Staff Years of Experience



- Total numbers of teachers - 376
- Total certified staff - 400
- Total number of employees - 653

## Expenditures by Fund Source

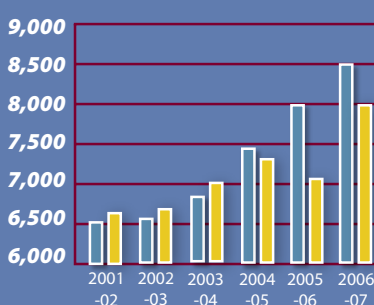


Total Expenditures \$37,706,259

## Funding for Excellence

### Per Pupil Expenditure

• Greatest increases in local and federal revenue



2001-02  
ACS - \$6,492  
NC - \$6,696  
RANK - 78

2006-07  
ACS - \$8,540  
NC - \$8,017  
RANK - 48

## Expenditures by Purpose

